


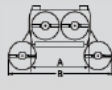



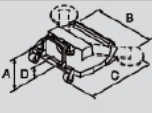


*****PATENT REGISTERED*****

New model of mower with variable cut TPS, characterized by great adaptability to the soil during work. Thank to a central articulated joint system, the machine can automatically adapt to the soil conditions and to the convex shaping of the ground in inter-row plantations and surfaces with opposite inclinations (V-shape plantation). This mower works as the TP model and has the same characteristics in construction; the counter-rotating blades ensure a good cutting of the grass, even in presence of depressions and changes of inclination. Machine with patent registered.



TPS ARTICULATED

MOD. TPS												
	Kg.	N.	N.	A cm	B cm	HP	g/1' min	Km/h	A cm	B cm	C cm	D cm
TPS/60 150-255	375	4	8	150	255	40/80	540	4-11	100	153	164	28
TPS/70 150-280	395	4	8	150	280	40/80	540	4-11	100	153	169	28
TPS/60 190-300	465	4	8	190	300	40/80	540	4-11	100	193	184	28
TPS/70 190-320	485	4	8	190	320	40/80	540	4-11	100	193	189	28
TPS/80 190-340	515	4	8	190	340	40/80	540	4-11	100	193	194	28
TPS/60 210-320	520	4	8	210	320	40/80	540	4-11	100	213	199	28
TPS/70 210-340	560	4	8	210	340	40/80	540	4-11	100	213	204	28
TPS/80 210-360	560	4	8	210	360	40/80	540	4-11	100	213	209	28
TPS/90 210-380	575	4	8	210	380	40/80	540	4-11	100	213	214	28
TPS/60 230-340	565	4	8	230	340	40/80	540	4-11	100	233	211	28
TPS/70 230-360	580	4	8	230	360	40/80	540	4-11	100	233	216	28
TPS/80 230-380	595	4	8	230	380	40/80	540	4-11	100	233	221	28
TPS/90 230-400	615	4	8	230	400	40/80	540	4-11	100	233	226	28

{wd file=TPS.pdf name='TPS'}